

Saxon State Ministry for Economic Affairs and Labor
Business Bulletin for the Free State of Saxony
June 2009

Contents:

Business Climate
Labor Market
Business Registry
Price Trends
Construction Industry
Industry

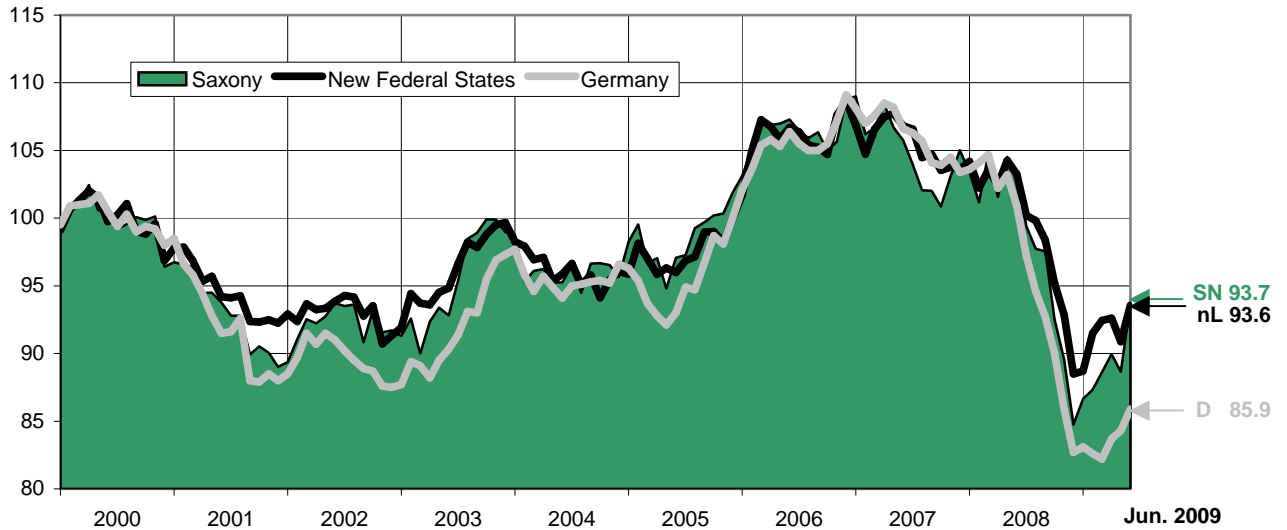
This Month:

- ifo Economic Forecast: East Germany and Saxony 2009/2010

News in Brief
Figure of the Month

Economic Trend

Business Climate in Saxony in a Comparison

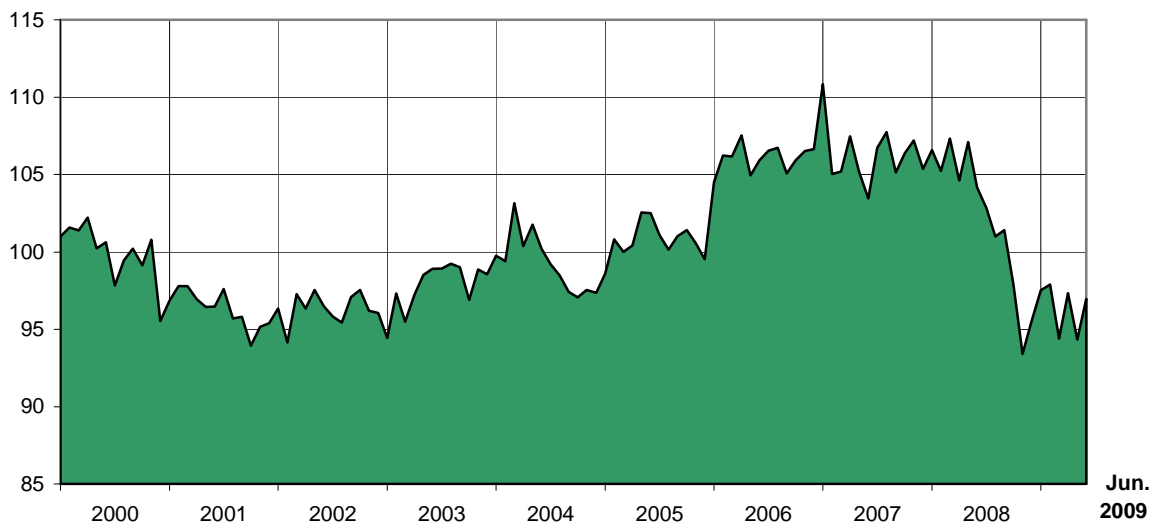


ifo Business Climate Index for industry and trade in Saxony, the new federal states, and Germany; index values, year 2000 = 100; seasonally adjusted. Comments: Since the commencement of the surveys in Saxony (January 1994), the ifo Business Climate Index for industry and trade in Saxony reached a minimum value of 84.6 (December 2008) and a maximum value of 108.9 (January 2007).

Source: ifo Institute for Economic Research

In Germany's industrial and commercial enterprises, the overall mood has slightly brightened once again in June. The ifo Business Climate Index increased from 84.3 index points in May to currently 85.9 index points. The overall business climate indicators for commercial enterprises in Saxony and the new federal states have also increased after a decline in the previous month. Herein, the companies assessed their overall current situation as well as their business prospects for the next six months to be less pessimistic than before. All told, the results of this up-to-date survey reveal that the overall economic trend is gradually stabilizing itself.

Employment Barometer for Saxony



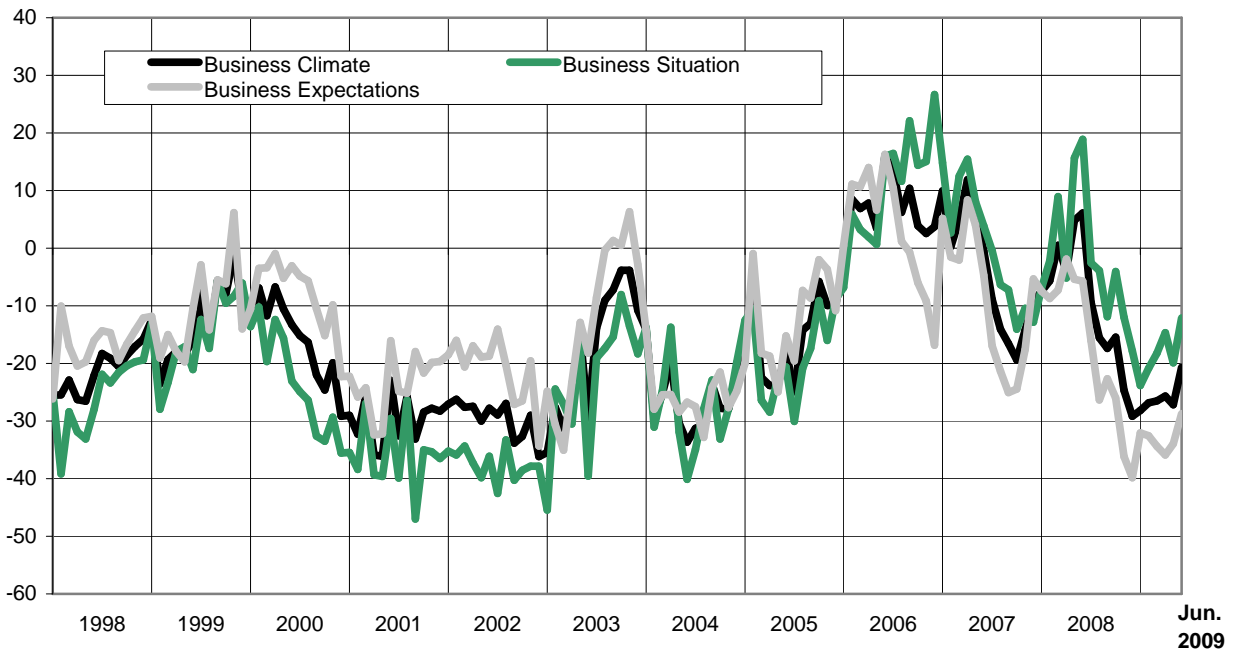
ifo Employment Barometer for industry and trade in Saxony; index values, year 2000 = 100; seasonally adjusted

Source: ifo Institute for Economic Research

The ifo Employment Barometer for industry and trade in Saxony has also increased in June. Most of the surveyed Saxon enterprises, however, are still planning to reduce their personnel. At the moment, every fifth company intends to reduce its workforce over the next three months.

Business Climate in Select Sectors of the Saxon Economy

Focus: Development in Saxony's Wholesale and Retail Trade



Seasonally adjusted balances
Source: ifo Institute for Economic Research

In Saxony's wholesale and retail trade, the business climate has been exhibiting a slightly upward trend since the beginning of this year. The latest brightening of the climate was due to the current situation and the overall outlooks which the trade firms considered to be slightly less disadvantageous than last month. According to reports, sales have recently improved slightly in retail trade while wholesale trade exhibited a slight decrease. According to official statistics, the turnover in wholesale trade decreased by a nominal rate of 11.6 % while the retail trade exhibited a nominal decrease of 2.1 % below last year's value. Only the vehicle trade reported a change with a nominal increase of +2.3 %. Currently, this trade level is getting substantial impulses from the state's Environmental Bonus which promotes the purchase of new passenger cars and one year old cars. However, those parts of the income which are used for the purchase of passenger cars are no longer available for other purposes. According to the ifo Institute's current Economic Forecast, the gross value creation in Saxony's trade sector increased last year by a seasonally adjusted rate of 0.5 %. Despite the Federal Government's economic stimulus packages which have a positive impact on consumption as well as the overall consumer prices which have recently increased only slightly, a decline of approximately 2 % is anticipated for 2009.

Manufacturing Industry:

- In the manufacturing industry, the business prospects have recently brightened considerably.
- However, virtually every second company still considered its current volume of orders received to be “too small.”

Main Construction Industry:

- The participants of the survey from Saxony’s main construction industry have considered their overall business situation to be almost as cautiously optimistic as in the previous month.
- The proportion of companies reporting a lack of orders, however, has decreased significantly over the past few months.

Development of Select Business Climate Indicators in the Manufacturing Industry, Construction Industry as well as in the Wholesale and Retail Trade in Saxony^{a)}

Indicator	Saxony	In Comparison:			
		Saxony		New Federal States ^{c)}	Germany
	June 2009	May 2009	June 2008	June 2009	
Manufacturing Industry					
Actual Demand ^{b)}	-9.9	-18.9	-4.9	-18.2	-14.9
Production Plans ^{b)}	-5.0	-13.4	-3.0	-7.7	-16.0
Anticipated Number of Employees ^{b)}	-19.2	-25.9	-4.2	-21.8	-31.9
Anticipated Sales Prices ^{b)}	-20.2	-12.8	8.8	-10.2	-6.8
Main Construction Industry					
Volume of Orders in Months	1.9	2.0	2.0	2.2	2.3
Equipment Utilization in %	75.9	75.0	72.4	71.8	68.1
Anticipated Number of Employees ^{b)}	-16.4	-24.5	-9.4	-15.6	-18.7
Anticipated Construction Prices ^{b)}	-13.7	-11.0	-10.7	-16.8	-26.6
Wholesale					
Turnover Compared to Previous Year ^{b)}	-56.0	-48.0	10.0	-55.0	-42.0
Planned Purchase Orders ^{b)}	-41.2	-45.8	-1.2	-31.4	-36.6
Anticipated Sales Prices ^{b)}	35.3	24.4	56.3	19.1	5.2
Retail					
Turnover Compared to Previous Year ^{b)}	-23.0	-28.0	0.0	-22.0	-6.0
Planned Purchase Orders ^{b)}	-30.8	-27.9	-4.8	-29.2	-25.8
Anticipated Sales Prices ^{b)}	17.3	4.2	23.3	14.7	5.6

a) Seasonally adjusted values (exception: Indicated turnover compared to previous year)

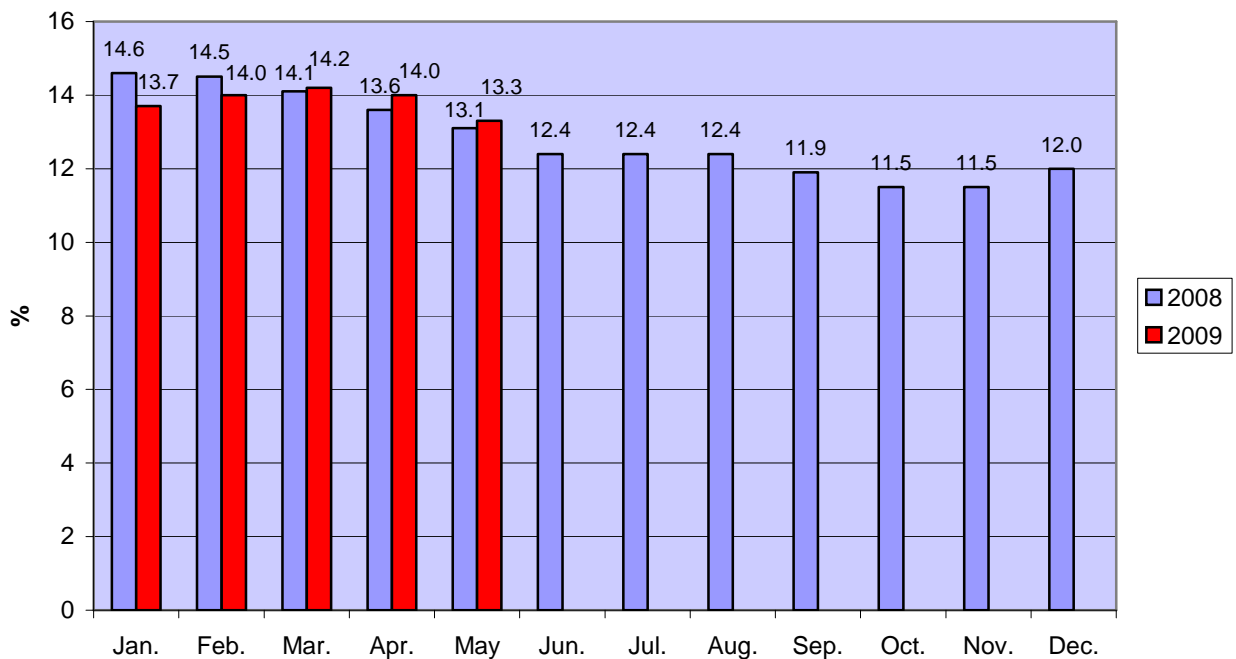
b) Balance of positive and negative percentages reported by enterprises

c) New federal states including East Berlin

Labor Market¹⁾

- Compared to the previous month, **underemployment²⁾** in Saxony decreased by 5.5 % to **306,566 persons** in **May 2009**; that is 3.1 % lower than the value of the respective month during the previous year.
- **Underemployment rate³⁾** in Saxony at **14.2 %**, in East Germany at 14.3 %
- Compared to April, the **number of registered unemployed persons** in Saxony decreased by 5.7 %, i.e. 17,283 persons, to **285,633 persons** in May; that is an increase of 0.4 %, i.e. 1,152 persons, compared to the respective month during the previous year.
- Compared to the previous month, the **unemployment rate⁴⁾** in Saxony decreased by 0.7 % to **13.3 %** in May; that is an increase of 0.2 % compared to the same month during the previous year (13.1 %); East Germany also at 13.3 %.

Unemployment Rates in the Free State of Saxony



Source: Federal Employment Agency

- In May, the **number of employees supported through job creation measures (ABM) and structural adjustment measures (SAM)** as well as the **number of participants in qualification programs** amounted to **20,541**. This was a decrease of 458 persons compared to the previous month and a decrease of 2,500 persons compared to May 2008.

For more detailed information on the labor market, please visit:

<http://www.smwa.sachsen.de/de/Arbeit/17465.html>

1) Data for the current month are preliminary

2) Registered unemployed persons, supported persons in job creation measures (ABM), structural adjustment measures (SAM), measures for continued professional education (FbW), unemployed persons aged 58 and older who are no longer registered as unemployed in accordance with § 428 SGB III (Code of Social Law)

3) Underemployment in percent of the relevant civilian labor force

4) Unemployed persons in percent of the entire civilian labor force

Business Registry

- In **March 2009**, **3,730 businesses** were **registered** in the Free State of Saxony which included 3,165 start-ups; compared to March 2008, the number of registrations increased by 300.
- **3,423 businesses** were **deregistered**; 2,889 of which gave up their business; compared to the same month last year, the number of deregistrations increased by 371.

(Please see also the table in Appendix 1)

Price Trends

- Compared to the previous month, the **consumer price index** in the Free State of Saxony increased by 0.2 % to **108.2** (basis 2005 = 100) in **June 2009**.
- The **annual inflation rate** amounted to **0.1 %** in June (previous month: 0.2 %).

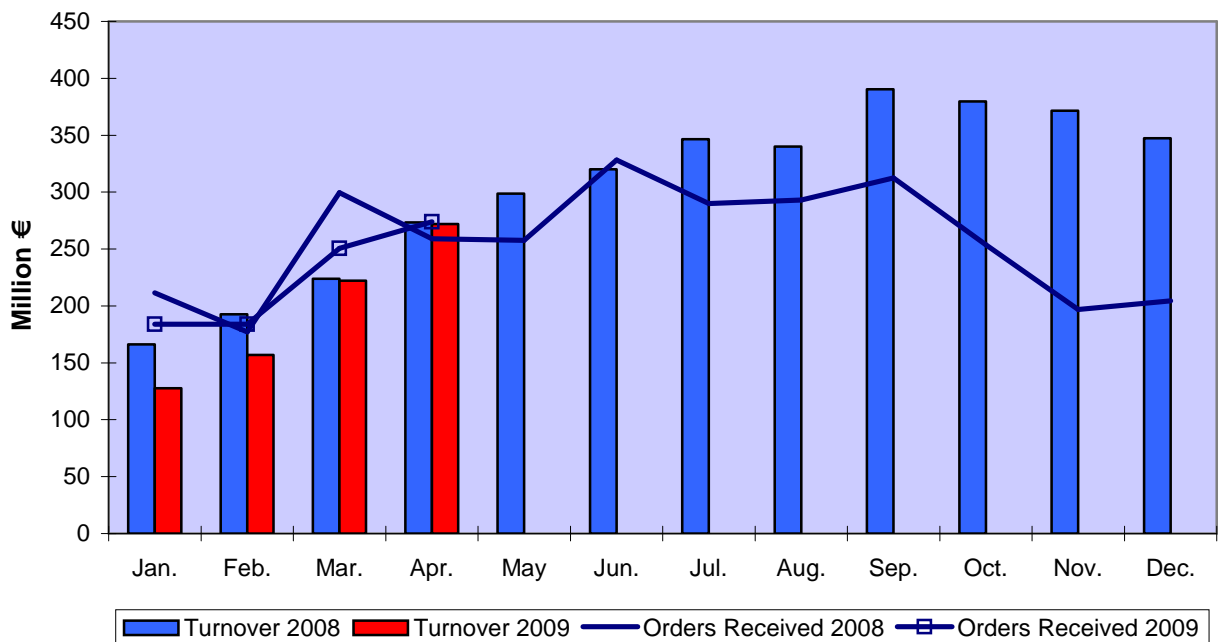
(Please see also the table in Appendix 1)

Construction Industry

The following information applies to enterprises with 20 or more employees.

- Compared to the previous month, the **turnover** in Saxony's main construction industry increased by 22.3 % to **€ 272.0 million** in **April 2009**; compared to April 2008, the turnover decreased by 0.5 %.

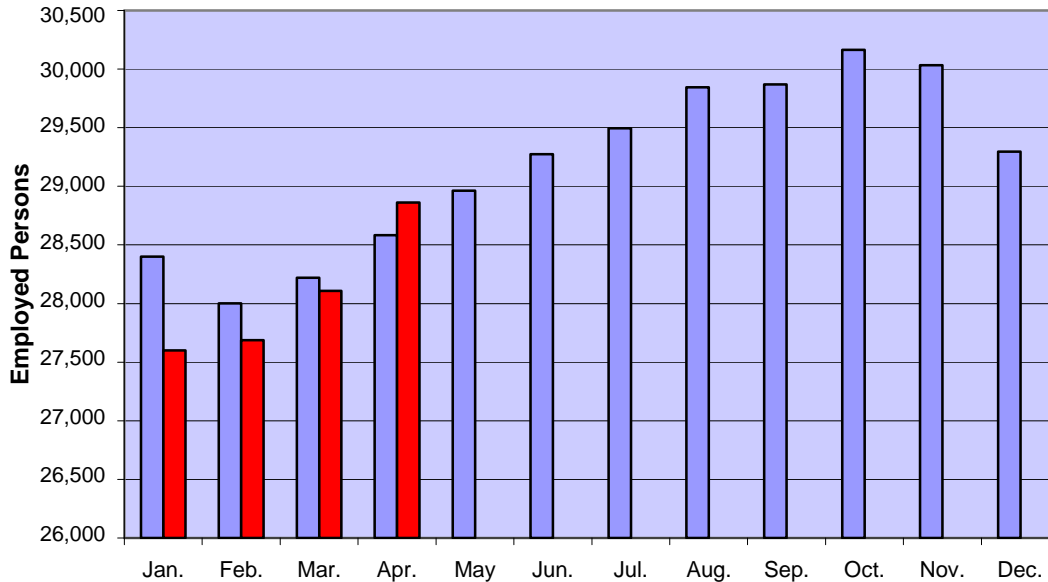
Turnover and Orders Received in Saxony's Main Construction Industry



Enterprises with 20 or more employees
Source: Statistical Office of the Free State of Saxony

- Compared to March, the **value of orders received** increased by 9.3 % to **€ 273.9 million**; this was 5.7 % above last year's value for the same month.

Employment in Saxony's Main Construction Industry



Enterprises with 20 or more employees
Source: Statistical Office of the Free State of Saxony

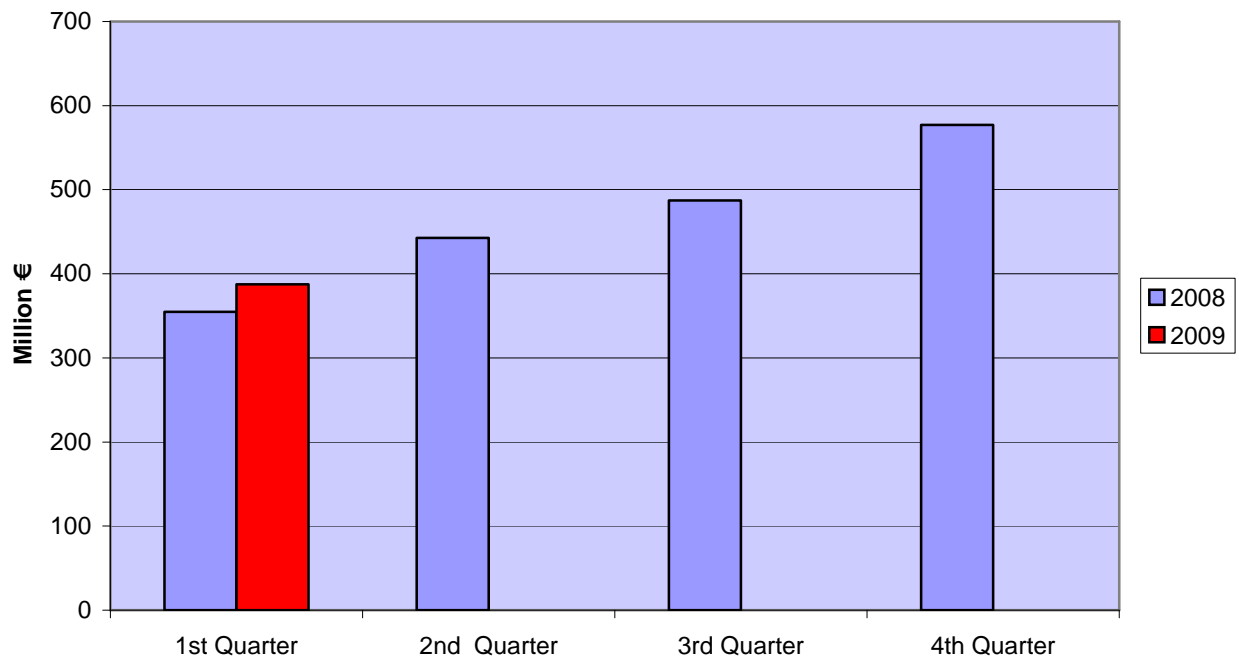
- Compared to the previous month, **employment** increased by 2.7 % to **28,863 persons** in April; compared to April 2008, the employment rate increased by 1.0 %, i.e. 279 persons.

During the **first four months of 2009**, **employment** in Saxony's main construction industry (enterprises with 20 or more employees) decreased by **0.9 %** and the **total turnover** decreased by **9.1 %** when compared to the respective period last year. The value of **orders received** decreased by **5.9 %** (please see the following table).

Main Construction Industry	Employees ¹⁾	Total Turnover	Orders Received
	Number	€ 1,000	
2008			
January-April	28,301	856,379	947,624
2009			
January-April	28,059	778,750	892,177
Change 2009/2007 in %	-0.9	-9.1	-5.9

1) Average for the months January – April
Source: Statistical Office of the Free State of Saxony

Turnover in Saxony's Building Installation Industry



Enterprises with 20 or more employees
Source: Statistical Office of the Free State of Saxony

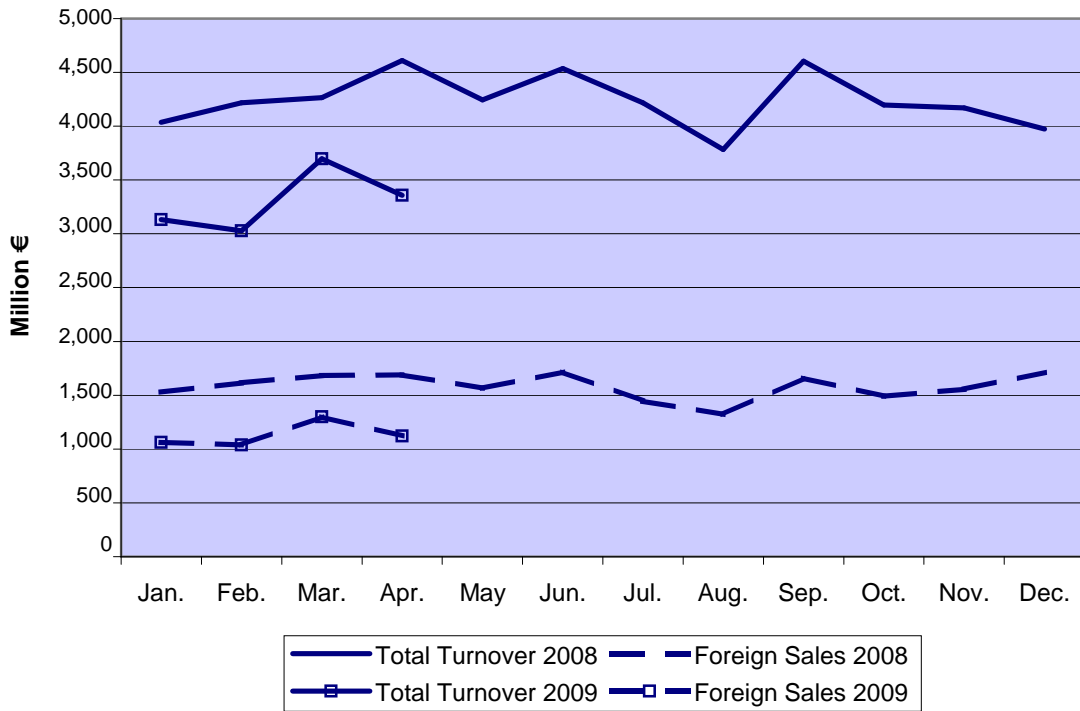
- During the **first quarter of 2009**, the **turnover** of Saxony's **building installation industry** amounted to **€ 387.6 million** which is 32.8 % lower than in the previous quarter and 9.2 % higher than in the first quarter of 2008.
- Compared to the previous quarter, **employment** in Saxony's building installation industry increased slightly by 1.7 % to **18,089 persons** during the **first quarter of 2009**; the employment level in the first quarter of 2008 was exceeded by 4.2 %.

Industry (Mining and Extraction of Rocks and Stones; Manufacturing Industry)

The following information applies to enterprises with 50 or more employees.

- In **April 2009**, the **total turnover** in Saxony's industry decreased by 9.1 % to **€ 3,358.0 million** compared to the previous month; this was 27.1 % lower than the result of the same month last year.
- Compared to March, **foreign sales** went down by 13.7 % to **€ 1,121.9 million** in April; compared to April 2008, this is a decrease of 33.6 %.
- In April, the **export rate** (foreign sales proportion of the total turnover) in Saxony's industry decreased by 1.8 % to **33.4 %** compared to the previous month; this was 3.3 % lower than the rate of the same month last year (36.7 %).

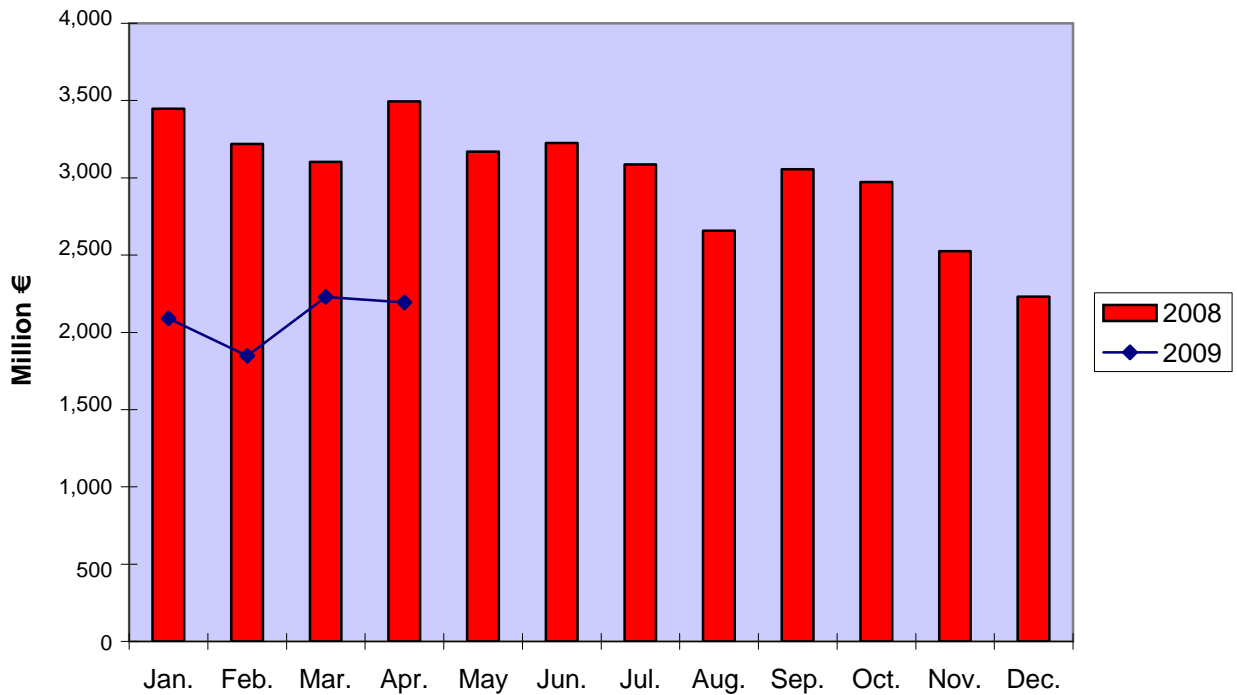
Monthly Development of Total Turnover and Foreign Sales



Enterprises with 50 or more employees
 Source: Statistical Office of the Free State of Saxony

- In April, the **value of orders received** decreased by 1.5 % to € 2,195.7 million compared to March; this was 37.2 % lower than April 2008.

Monthly Development of Orders Received in Saxony's Industry



Enterprises with 50 or more employees
 Source: Statistical Office of the Free State of Saxony

- Compared to the previous month, the **number of employees** decreased by 1.1 % to **192,211 persons** in April 2009; this is 2.7 % lower than the number of persons employed in April 2008.

During the **first four months of 2009, employment** in Saxony's industry decreased by **0.4 %** compared to the respective period last year; the **total turnover** decreased by **22.9 %**; and **foreign sales** decreased by **30.6 %**. The **export rate** (foreign sales proportion of the total turnover) decreased from 38.0 % to **34.2 %** (please see the following table).

Year/Month	Employees ¹⁾	Total Turnover	Foreign Sales	Export Rate ²⁾
	Persons	€ 1,000		%
2008				
January-April	195,665	17,128,728	6,516,512	38.0
2009				
January-April	194,808	13,211,814	4,522,049	34.2
Change				
2009/2008 in %	-0.4	-22.9	-30.6	-3.8³⁾

1) Average for the months January – April

2) Foreign sales proportion of total turnover

3) Percentage points

Preliminary results for 2009

Source: Statistical Office of the Free State of Saxony

This Month

ifo Economic Forecast for East Germany and Saxony for 2009 and 2010

On June 29, 2009, ifo Dresden presented its Economic Forecast for East Germany and Saxony for 2009 and 2010.

According to this forecast, **East Germany** anticipates a **decline** of its gross domestic product **by 4.9 %** in **2009** compared to the previous year. As expected, this is lower than the 6.3 % decline anticipated for all of Germany which had already been published on June 23, 2009. It is assumed that this relatively favorable development in East Germany is due to the fact that East Germany is less integrated into international trade and has a larger proportion of the consumer goods industry which has been less affected by this crisis so far.

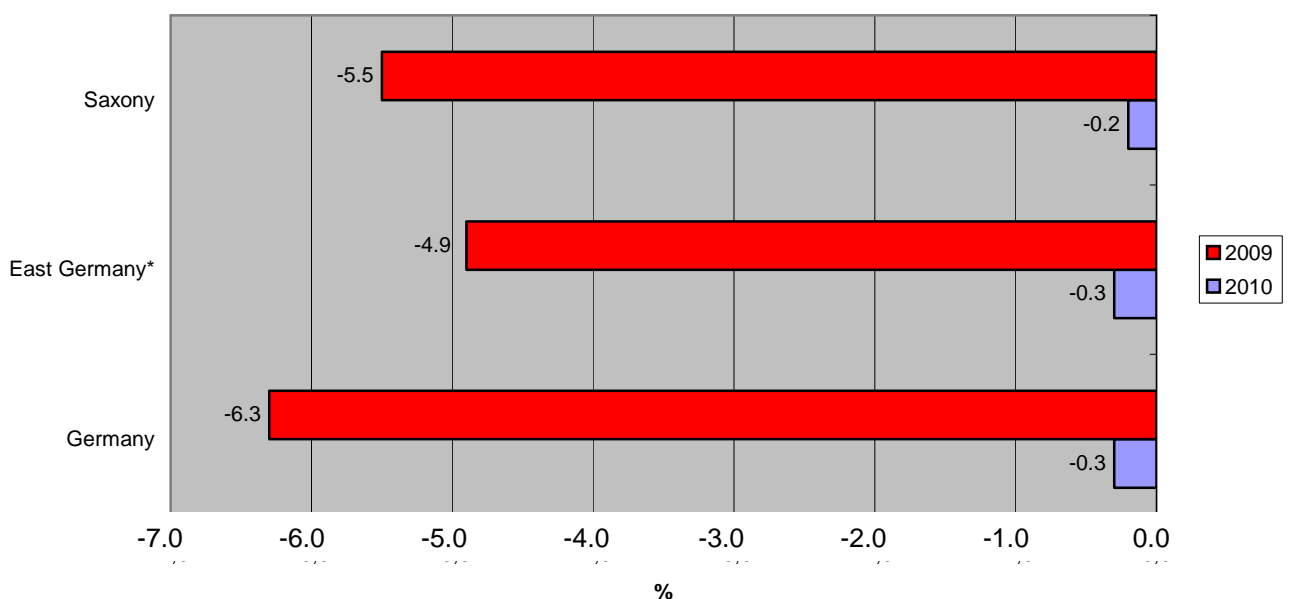
Gainful employment is expected to **decrease by 1.1 %** (in comparison: Germany $-1.2 %$). Even though the **reduction in Saxony**, which ifo anticipates to be $-5.5 %$ for **2009**, will be more favorable than in all of Germany, it will be less favorable than in East Germany. This is primarily due to the fact that Saxony's industry is more export-oriented when compared to all of East Germany, and because it has a comparably high specialization in investment goods which are particularly affected by the crisis.

This also influences the labor market: With a rate of $-1.2 %$, gainful employment also decreases slightly more than in East Germany as a whole ($-1.1 %$).

The crisis will not be overcome in **2010** as well. According to the experts, however, **Saxony's** industry will then **benefit slightly more** from the anticipated stabilization of the global economy than East German industry will. A **decline of 0.2 %** is anticipated for the **gross domestic product**. The number of **gainfully employed persons** is to be **reduced by 2.1 %**.

According to the forecast, Saxony will, thus, be slightly above average next year with its economic growth and its development of gainfully employed persons when compared to both the East German averages (economic growth $-0.3 %$; number of gainfully employed persons $-2.2 %$) as well as the overall German trend (economic growth $-0.3 %$; number of gainfully employed persons $-2.6 %$).

Forecast of Economic Growth in 2009 and 2010



* New Federal States and Berlin

Source: ifo Institute for Economic Research

**Development of
Gross Domestic Product, Gross Value Creation, and Gainful Employment**

Changes Compared to the Previous Year in Percent^{a)}					
East Germany (Including Berlin)			Saxony		
2008	2009	2010	2008	2009	2010
Gross Domestic Product					
1.2	-4.9	-0.3	0.9	-5.5	-0.2
Gross Value Creation in All Business Sectors					
1.3	-5.2	-0.4	1.0	-5.9	-0.2
Gross Value Creation in the Manufacturing Industry					
3.4	-15.8	1.0	2.7	-16.7	1.8
Gross Value Creation in the Construction Industry					
0.6	-0.5	1.0	0.7	-0.4	0.2
Gross Value Creation in Wholesale and Retail Trade, the Hotel and Restaurant Industry, and the Transportation Industry					
1.7	-5.7	-1.6	1.6	-6.0	-1.3
Gross Value Creation by Financing, Leasing & Renting, and Business Service Providers					
1.6	-3.0	-0.5	1.3	-3.5	-0.5
Gross Value Creation by Public and Private Service Providers					
-0.2	-1.0	-0.5	-0.5	-1.0	-0.5
Number of Gainfully Employed Persons					
1.1	-1.1	-2.2	0.9	-1.2	-2.1
For Information Only: Data for Germany					
Gross Domestic Product			Number of Gainfully Employed Persons		
1.3	-6.3	-0.3	1.4	-1.2	-2.6

a) The information on the gross domestic product and the gross value creation are based on the prices for the previous year.

Sources: 2008: Work Group "National Accounts" (VGR d L); Work Group "National Employment Accounts" (AK ETR); 2009 and 2010: Forecast of the ifo Institute.

News in Brief

State Minister Thomas Jurk Honors SAXplus Winners

In this competition for the brightest minds, family-friendly measures are becoming the decisive factor. Companies which have been providing their employees with more than just an attractive occupational perspective were awarded the Saxon state prize "SAXplus – Pro Familie Top Unternehmen 2009," which honors family-friendly company policies, by the Saxon State Minister for Economic Affairs and Labor, Mr. Thomas Jurk (SPD), on June 23. The winners in the category for companies with up to 50 employees included the Leipzig-based BI Business Intelligence GmbH, the ESRA GmbH from Reichenbach/Vogtland as well as the Chemnitz-based ibes Systemhaus GmbH. The champions in the category 51 to 250 employees were the Asklepios Orthopädische Klinik Hohwald from Neustadt, Dresden's APO-GEPHA Arzneimittel GmbH, and the IMM Group from Mittweida. In the category for companies with 251 to 499 employees, the jury selected only one enterprise. Here, the BEHR Industry Reichenbach/Vogtland GmbH corporation won the prize. All told, 22 companies from all over Saxony had applied for the state prize "SAXplus – Pro Familie Top Unternehmen 2009" with their specific family-friendly concepts, health promotion measures, and sustainable human resource development programs. The Bertelsmann Foundation supports the contest as a strategic partner. A total of 72,000 euros were available as prize money. The competition is financed with funding provided by the European Social Fund.

Additional Apprenticeship Training Positions for Saxony

For the upcoming vocational training year, the Free State of Saxony is providing 2,479 additional apprenticeship training positions primarily for specifically challenged adolescents. 1,079 of these positions will be financed within the scope of the "Ausbildungsplatzprogramm Ost 2009" special program for apprenticeship training positions in East Germany. Even though the number of applicants for such a position in Saxony will once again decrease significantly when compared to the previous year, Saxony is creating an additional number of 1,400 vocational training positions. "There are still no indicators that the financial and economic crisis will have a substantial impact on the vocational training behavior of the Saxon enterprises. We are, however, well prepared for the worst case scenario." Last year, the Free State provided about 3,500 apprenticeship training positions. The costs for the additional positions amounting to approximately 42 million euros will be financed by the Free State, the Federal Government, and with funds from the European Social Fund (ESF). The creation of additional apprenticeship jobs is part of the "Bündnis für Ausbildung 2009" educational and training alliance which had been launched by the Kollegium "Berufsbildung und Fachkräfte in Sachsen," a council which acts on behalf of professional education and training as well as skilled employees in Saxony.

Two Years of "bildungsmarkt-sachsen.de"

After two years, the state-wide platform which had been initiated by the Saxon Ministry for Economic Affairs and Labor (SMWA) has firmly established itself as a central information system in the educational and training environment. More than 5,000 programs provided by over 300 institutions for continued education and training and about 8,000 registered users all clearly demonstrate the increasing popularity of this combination of an educational data bank and edited articles. After it had received its start-up financing from funds of the European Social Fund, the platform has been independent since October 2008. Education and training providers use it to promote their courses. For an annual subscription of € 390.00, providers may present their profiles, enter an unlimited number of courses all year round, and use various additional functions. Particularly attractive for larger providers of education and training are, for example, the automatic interfaces for data transfer. Through an auto-

matic interface, "bildungsmarkt-sachsen.de" is directly linked to the nationwide KURSNET data bank of the Federal Employment Agency. The portal's popularity is essentially due to the fact that it expands its programs constantly. For example, an internship exchange for pupils is currently being set up. In the long run, a tool is to be created which supports companies when they apply for continued education measures at the Development Bank of Saxony (SAB). On the occasion of its 2nd birthday, "bildungsmarkt-sachsen.de" is launching diverse campaigns for providers of education and training.

www.bildungsmarkt-sachsen.de/geburtstag

European Educational Network for Occupations in the Natural Sciences Launched

On June 17, 2009, educational experts from East Germany, Eastern Europe, and Central Asia launched in Dresden a European educational network for occupations in the natural sciences. The objective of this network is, for example, to develop a system which acknowledges the occupational knowledge gained abroad and accepts it towards a vocational and professional degree as is already practiced in the academic sector. Furthermore, detailed discussions are to be organized, for example, on how to synchronize the various educational and training programs available in different countries and on how to transfer credit points that have been earned abroad. The Saxon Education Company for Environmental Protection and Chemical Occupations Dresden Ltd. (SBG), which celebrated the 15th anniversary of its founding, had invited to this event. In 1994, 11 founding members had joined forces in a vocational training network for chemistry. Today, 79 commercial enterprises and 16 research institutes are part of this network; 490 apprentices are educated and trained here. This European educational and training alliance is subsidized by the European Union in form of the European projects CREDCHEM, which seeks to improve mobility within the chemical sector, as well as NAT-KOOP, which fosters cross-border cooperations for education and training in the field of natural sciences. In addition to the Saxon Education Company for Environmental Protection and Chemical Occupations Dresden Ltd. (SBG), the project partners include the national occupational training institutes of the Republic of Bulgaria, the Slovak Republic, the Czech Republic, the Federal Institute for Vocational Education and Training (BIBB) of the Federal Republic of Germany, the TU Dresden [Dresden University of Technology] as well as educational institutions from Italy, Poland, and Hungary.

Europe from A to Z

The new edition of the successful manual *Europa von A bis Z* [Europe from A to Z] helps its users keep track of the topic "European Integration." Renowned authors active in European research explain Europe's central topics in a brief and comprehensible manner. The new edition contains entries on the most significant subjects and terms which are arranged lexically, a comprehensive collection of links on Europe as well as detailed information on the Treaty of Lisbon and all EU institutions.

Additional information:

Werner Weidenfeld and Wolfgang Wessels,

Europa von A bis Z, Taschenbuch der europäischen Integration,

Nomos Verlag, Baden-Baden 2009

Figure of the Month**743**

A total of 743 foreigners (351 women and 392 men) got their German citizenship in the Free State of Saxony in 2008. This is one person less to be naturalized than during the previous year. According to the Free State's Statistical Office, 350 persons held a European, 299 an Asian, 52 an African, and 27 an American citizenship at the time of their naturalization. 15 persons were stateless. 350 persons continued to keep their former citizenship after their naturalization.

Current Economic Data for the Free State of Saxony

- Business Registry -

Year/Month	Business Registrations	Business Deregistrations	Balance of Registrations and Deregistrations
1990	77,668	7,578	70,090
1991	91,992	30,788	61,204
1992	63,457	36,496	26,961
1993	54,209	34,038	20,171
1994	51,315	35,082	16,233
1995	51,067	38,718	12,349
1996*	45,337	36,167	9,170
1997	45,484	36,995	8,489
1998	45,582	38,819	6,763
1999	43,714	37,968	5,746
2000	39,433	36,981	2,452
2001	37,926	36,090	1,836
2002	35,681	34,931	750
2003**	41,952	32,600	9,352
2004	49,171	32,630	16,541
2005	45,386	35,776	9,610
2006	43,736	35,256	8,480
2007	39,038	34,965	4,073
2008	39,526	36,696	2,830
2009			
January	3,410***	3,659***	-249***
February	2,881	2,718	163
March	3,730	3,423	307
Total	951,695***	658,374***	293,321***

* As of 1996, data collection has been put on a new legal basis (without vending machine service and travel business); a comparison with the previous years is, thus, only possible up to a limited extent.

** As of 2003, amendment of the trade law; a comparison with the previous years is, thus, only possible up to a limited extent.

*** Preliminary values

Source: Statistical Office of the Free State of Saxony

- Price Trends in the Free State of Saxony -

Year/Month	Price Index ¹⁾	Change Compared to	
		Previous Month	Previous Year and/or Same Month of Previous Year
	2005 = 100	%	
2005 D	100.0	*	1.6
2006 D	102.1	*	2.1
2007 D	104.8	*	2.6
2008 D	107.7	*	2.8
2009			
January	107.5	-0.5	1.2
February	108.0	0.5	1.1
March	107.8	-0.2	0.4
April	107.9	0.1	0.7
May	108.0	0.1	0.2
June	108.2	0.2	0.1

1) Standard of living for all private households in Saxony; D = annual average

Source: Statistical Office of the Free State of Saxony

Current Economic Data for the Free State of Saxony

- Manufacturing Industry¹⁾ -

	Unit	April 2008	March 2009	April 2009
Mining and Manufacturing Industry²⁾				
Employees	Persons	197,446	194,369	192,211
Total Turnover	€ 1,000	4,609,118	3,695,881	3,358,002
Foreign Sales	€ 1,000	1,690,823	1,300,261	1,121,918
Export Rate ³⁾	%	36.7	35.2	33.4
Orders Received	€ 1,000	3,495,444	2,229,011	2,194,665
Main Construction Industry⁴⁾				
Employees	Persons	28,584	28,107	28,863
Total Turnover	€ 1,000	273,288	222,321	271,968
Orders Received	€ 1,000	259,146	250,506	273,911

1) No current data are available for the sectors services (e.g. trade, banks, government) and agriculture.

2) Enterprises with 50 or more employees

3) Foreign sales proportion of the total turnover

4) Enterprises with 20 or more employees

Source: Statistical Office of the Free State of Saxony

- Labor Market -

	Unit	May 2008	April 2009	May 2009
Unemployed Persons				
Saxony in Total	Persons	284,481	302,916	285,633
Proportion of Women	%	50.5	45.3	46.1
East Germany	Persons	1,143,376	1,185,250	1,124,210
Unemployment Rate¹⁾				
Saxony	%	13.1	14.0	13.3
East Germany	%	13.4	13.9	13.3
Underemployment²⁾				
Saxony	Persons	316,196	324,438	306,566
East Germany	Persons	1,258,471	1,275,212	1,211,935
Underemployment Rate³⁾				
Saxony	%	14.6	15.0	14.2
East Germany	%	14.8	15.0	14.3

Preliminary data

1) Unemployed persons in percent of the entire civilian labor force (persons subject to social insurance contributions and persons in marginal employment, civil servants and self-employed persons and family workers, unemployed persons)

2) Registered unemployed persons as well as supported persons in ABM, SAM, FbW; unemployed persons aged 58 and older who are no longer registered as unemployed persons in accordance with § 428 SGB III (Code of Social Law)

3) Underemployment in % of the related civilian labor force

Updated: June 8, 2009

Source: Federal Employment Agency